



## MASTER INSTRUMENT CORPORATION

**SINGLE-PHASE BRIDGE RECTIFIER  
BR5005 THRU BR5010**

**VOLTAGE RANGE 50 to 1000 Volts  
CURRENT 50 Amperes**

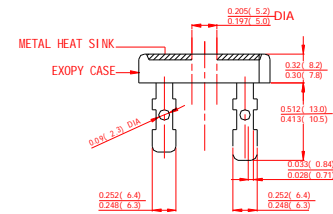
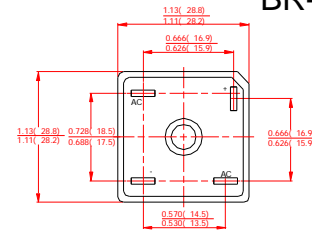
### FEATURES

- l Low cost
- l This series is UL recognized under component index, file number E127707
- l High forward surge current capability
- l Integrally molded heatsink provide very low thermal resistance
- l High isolation voltage from case to leads
- l High temperature soldering guaranteed: 260°C/10 second, at 5 lbs. (2.3kg) tension.

### MECHANICAL DATA

- l Case: Molded plastic body
- l Terminal: Plated lead 0.25"(6.35mm) lugs.
- l Polarity: Polarity symbols marked on case
- l Mounting: Thru hole for #10 screw, 20 in.-lbs torque max.
- l Weight: 0.55ounce, 15.6 grams

**BR-35N**



Dimensions in inches and (millimeters)

### MAXIMUM RATINGS AND ELECTRICAL CHARACTERISTICS

Ratings at 25°C ambient temperature unless otherwise specified.  
Single phase, half wave, 60Hz, resistive or inductive load.  
For capacitive load derate current by 20%.

	SYMBOLS	BR5005	BR501	BR502	BR504	BR506	BR508	BR5010	UNITS	
Maximum Repetitive Peak Reverse Voltage	$V_{RRM}$	50	100	200	400	600	800	1000	Volts	
Maximum RMS Voltage	$V_{RMS}$	35	70	140	280	420	560	700	Volts	
Maximum DC Blocking Voltage	$V_{DC}$	50	100	200	400	600	800	1000	Volts	
Maximum Average Forward Rectified Output Current, at $T_C=55^\circ\text{C}$ (See FIG 1)	$I_{(AV)}$	50							Amps	
Peak Forward Surge Current 8.3ms single half sine-wave superimposed on rated load (JEDEC Method)	$I_{FSM}$	400							Amps	
Rating for Fusing ( $t < 8.3\text{ms}$ )	$I^2T$	1037							$\text{A}^2\text{S}$	
Maximum Instantaneous Forward Voltage at 25.0A	$V_F$	1.1							Volts	
Maximum DC Reverse Current at rated DC blocking voltage	$I_R$	$T_A=25^\circ\text{C}$	10							$\mu\text{Amps}$
		$T_A=100^\circ\text{C}$	1.0							mAmps
Isolation Voltage from case to leads	$V_{ISO}$	2500							$V_{AC}$	
Typical Thermal Resistance (Note 1,2)	$R_{\theta JC}$	2.0							$^\circ\text{C}/\text{W}$	
Operating Temperature Range	$T_J$	-55 to +150							$^\circ\text{C}$	
Storage Temperature Range	$T_{STG}$	-55 to +150							$^\circ\text{C}$	

#### NOTES:

1. Unit mounted on 9"×3.5"×4.6" thick (23cm×9cm×11.8cm) Al. plate.
2. Bolt down on heat-sink with silicone thermal compound between bridge and mounting surface for maximum heat transfer efficiency with #10 screw.



MASTER INSTRUMENT CORPORATION

SINGLE-PHASE BRIDGE RECTIFIER  
BR5005 THRU BR5010

VOLTAGE RANGE 50 to 1000 Volts  
CURRENT 50 Amperes

RATINGS AND CHARACTERISTIC CURVES BR5005 THRU BR5010

FIG.1-TYPICAL FORWARD CURRENT DERATING CURVE

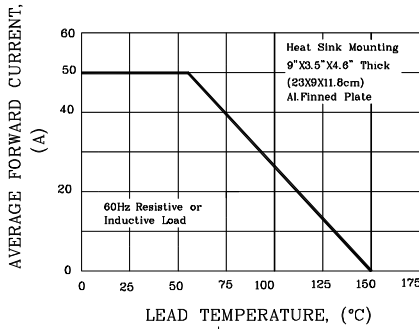


FIG.2-MAXIMUM NON-REPETITIVE PEAK FORWARD SURGE CURRENT

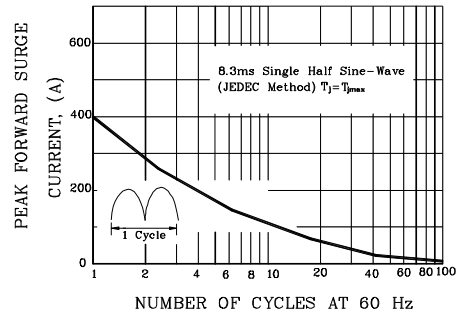


FIG.3-TYPICAL INSTANTANEOUS FORWARD CHARACTERISTICS

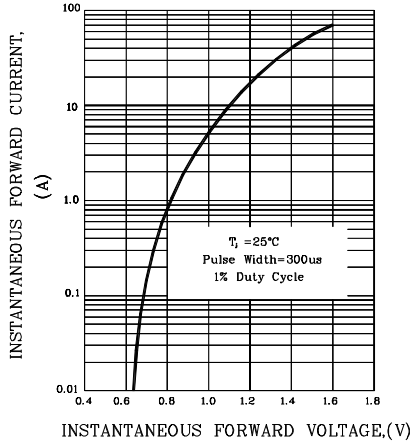


FIG.4-TYPICAL REVERSE CHARACTERISTICS

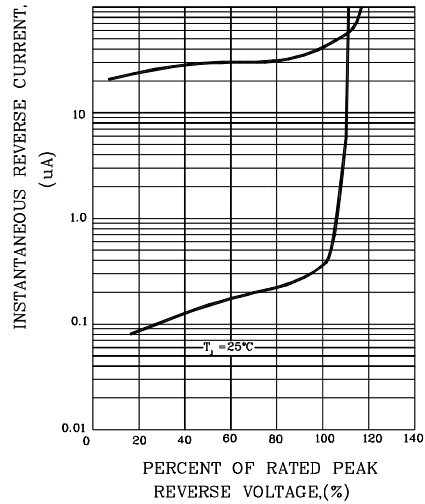


FIG.5-TYPICAL JUNCTION CAPACITANCE

